

Studies Towards the Synthesis of Lophotoxin and Pukalide: Synthesis of the 14-Membered Macrocyclic Core and Some Acyclic Structural Analogues.

Ian Paterson,^{a*} Rebecca E. Brown^a and Christopher J. Urch^b

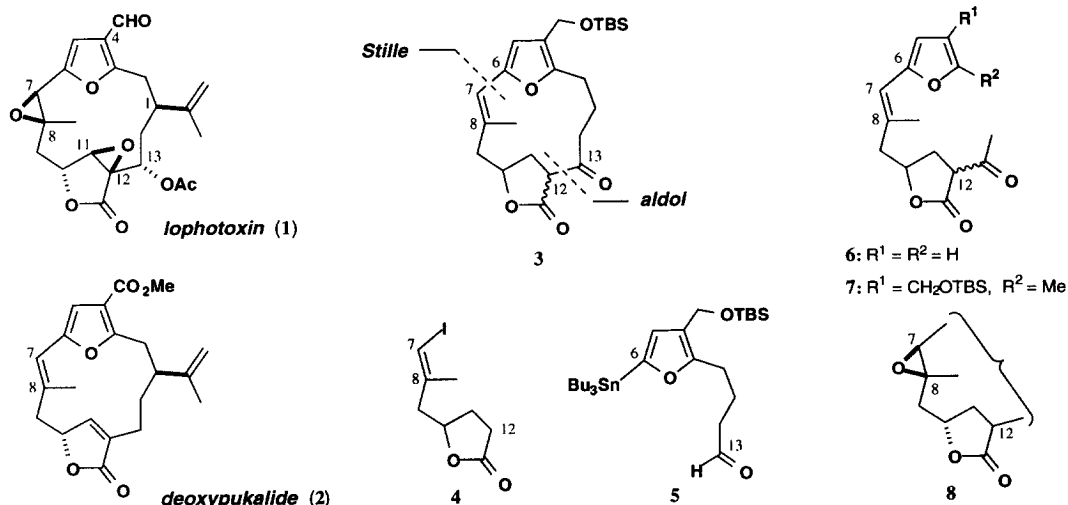
^aUniversity Chemical Laboratory, Lensfield Road, Cambridge CB2 1EW, UK.

^bZeneca Agrochemicals, Jealott's Hill Research Station, Bracknell, Berkshire RG42 6ET, UK.

Received 18 May 1999; accepted 3 June 1999

Abstract: The 14-membered macrocycle **3**, an advanced intermediate in a synthetic approach to lophotoxin, was prepared from stannane **20** using an intramolecular Stille coupling. The acyclic structural analogues **6** and **7** were obtained by analogous intermolecular coupling reactions.
© 1999 Elsevier Science Ltd. All rights reserved.

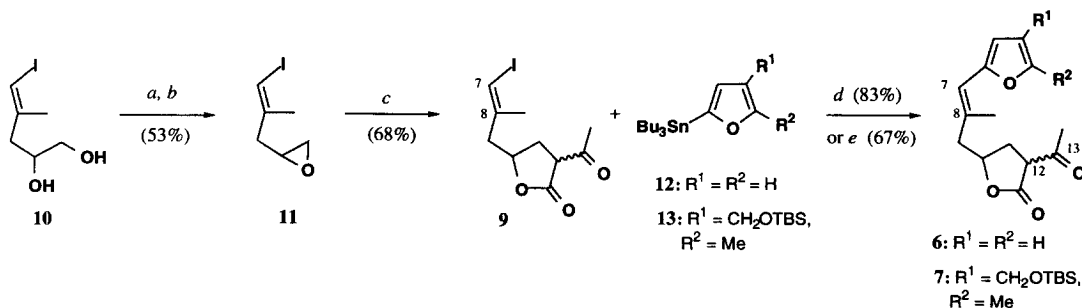
Lophotoxin (**1**), isolated from several species of the Pacific sea whip *Lophogorgia*, is a potent neurotoxin that irreversibly blocks nicotinic acetylcholinergic neurotransmission in autonomic ganglia causing paralysis and asphyxiation.¹ Lophotoxin is structurally unique among neuromuscular toxins, since it lacks the cationic quaternary ammonium functional group of acetylcholine and displays highly specific inactivation. As such, it offers considerable potential as a selective neuropharmacological probe for the characterisation of the nicotinic acetylcholine receptor involved in synaptic transmission.^{2,3} The furanocembranolide class of natural products, based on a 14-membered macrocycle with an associated C₇–C₈ epoxide and α,β -epoxy- γ -lactone, has been the focus of SAR studies. Abramson *et al.*³ have postulated that the mode of lophotoxin's neuroinhibition involves covalent attachment of a tyrosine residue in the receptor to the epoxide C₇ position and that the γ -lactone is important for recognition. In line with this proposal, deoxypukalide (**2**) is one of a number of structurally related natural products⁴ that are found to be inactive. The C₁₁–C₁₂ epoxide and the substitution at C₁ and C₄ were found to be inessential,³ suggesting that simplified structural analogues of lophotoxin may be designed which retain activity.



As part of efforts towards the synthesis^{5,6} of lophotoxin and pukalide, we now report the preparation of the common macrocyclic core **3** from the iodide **4** and stannane **5**, making use of a Stille cross-coupling reaction at C₆–C₇ as the key step for closing the 14-membered ring. We also describe the synthesis of the

alkenyl furans **6** and **7**, which were designed from the Abramson pharmacophore model (*cf.* **8**) to possess, after epoxidation, the neuroinhibitory properties of lophotoxin.

As shown in **Scheme 1**,⁷ the γ -lactone **9** containing an (*E*)-alkenyl iodide terminus was selected initially as a suitable intermediate for the generation of a series of acyclic structural analogues of lophotoxin and deoxypukalide. Following our earlier work,⁵ a Stille coupling⁸ was chosen for formation of the C₆–C₇ bond attached to the furan moiety. Selective tosylation of the diol **10**,⁵ followed by treatment with base, gave the epoxide **11** (53%), which was opened by the sodium enolate of methyl acetoacetate to provide the required γ -lactone **9** in 68% yield (as a 1:1 mixture of diastereomers). A Stille coupling between vinyl iodide **9** and stannane **12**, under conditions developed in model studies (Pd(PPh₃)₄, CuI, DMF), then gave the 2-alkenyl furan **6** in 83% yield. For the more elaborate stannane **13**,⁹ the use of Pd₂(dba)₃ and PPh₃ in NMP was found to be preferable for promoting the cross-coupling reaction with **9**, leading to a 67% yield of the trisubstituted furan **7**.



Scheme 1 (a) TsCl, py, 3 °C, 48 h; (b) K₂CO₃, MeOH, 90 min; (c) MeCOCH₂CO₂Me, NaOMe, MeOH, 55 °C, 16 h; AcOH; (d) **12**, Pd(PPh₃)₄, CuI, DMF, 4 h; (e) **13**, Pd₂(dba)₃, PPh₃, NMP, 20 h.

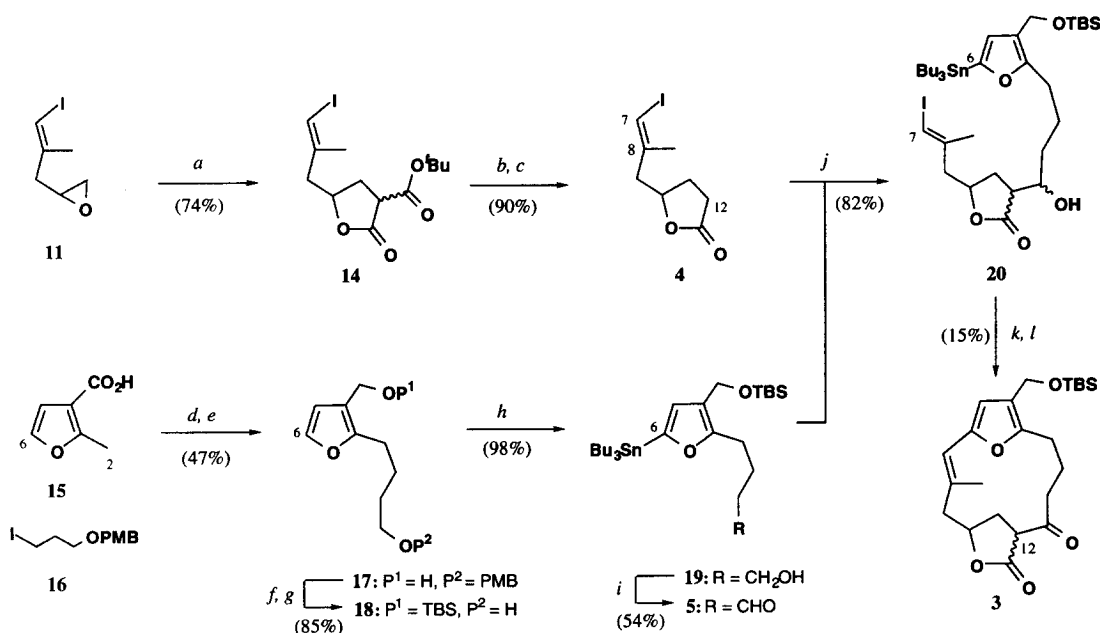
Following these preliminary model studies on acyclic analogues, it was decided next to pursue the synthesis of the macrocyclic core **3** in which rotation about the C₆–C₇ bond is constrained, thereby reducing epoxide destabilisation.¹⁰ In our approach to **3**, we planned to install the C₁₂–C₁₃ bond by a suitable aldol coupling between the subunits **4** and **5**, then carry out macrocyclisation *via* a Stille coupling at C₆–C₇ in an analogous fashion to that already used for the preparation of **7** (*cf.* **Scheme 1**).

As outlined in **Scheme 2**, the synthesis of the vinyl iodide **4** started out with a sequential alkylation–lactonisation reaction between the previously prepared epoxide **11** and di-*tert*-butylmalonate, giving the γ -lactone **14** (74%). Ester hydrolysis of **14** using TFA gave the acid, which was decarboxylated in the presence of Et₃N to give subunit **4** in 90% yield. The corresponding aldehyde subunit **5**, containing a tributylstannyl group at C₆, was obtained from the furan carboxylic acid **15**. The dianion of **15**, generated using LDA in THF, was alkylated at the C₂ position by reaction with iodide **16**. An *in situ* reduction using LiAlH₄ served to simplify the isolation and thereby increase the yield of the alkylation product **17**. Silyl protection followed by reductive removal of the PMB group (Li, NH₃) then gave the alcohol **18**. Double deprotonation of **18** using ⁿBuLi (Et₂O, 20 °C) and subsequent treatment with Bu₃SnCl led to the formation of the furyl stannane **19** in 98% yield. Finally, mild oxidation using TPAP¹¹ led to isolation of the required aldehyde subunit **5** (54%), where the acid-sensitive tributylstannyl group was retained.

A directed aldol reaction between the two subunits was now required without compromising the tributylstannyl group on the furan. By employing LiHMDS as the base, the aldol coupling between the γ -lactone **4** and aldehyde **5** proceeded in 82% yield to give **20** (as a mixture of 3 diastereomers) without any destannylation at C₆. Initial attempts to oxidise the C₁₃ position in **20** to generate the corresponding β -keto

lactone, which would simplify the isomer mixture, proved unrewarding.¹² As a result, it was decided first to explore the intramolecular Stille coupling of **20** and then attempt oxidation at C₁₃ on the resulting macrocycle.

The acyclic systems already studied in **Scheme 1** indicated that Pd₂(dba)₃/PPh₃ was the catalyst system of choice for performing intermolecular Stille coupling reactions on highly substituted furans. The macrocycle precursor **20** was therefore subjected initially to these conditions in NMP at 60 °C. After 3–6 h, the starting material had been consumed and 3 new products appeared by TLC.¹³ The crude product mixture, after work-up and chromatography to remove Sn and Pd residues, could be carefully¹⁴ oxidised by Dess Martin periodinane¹⁵ to give the desired macrocycle **3**⁷ (as a 1:1 mixture of diastereomers¹⁶). By switching to the softer Ph₃As ligand in the Stille coupling step,¹⁷ a modest 15% yield was achieved for this demanding two-step macrocyclisation-oxidation sequence.



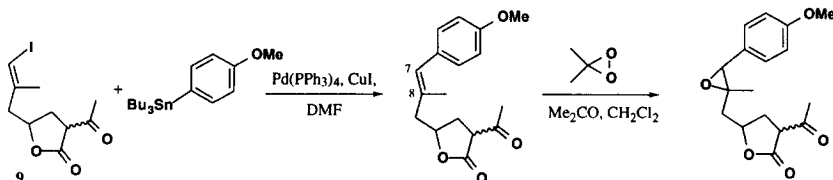
Scheme 2 (a) CH₂(CO^tBu)₂, ^tBuONa, ^tBuOH, 50 °C, 19 h; AcOH; (b) TFA, CH₂Cl₂, 0 → 20 °C, 3 h; (c) Et₃N, THF, 60 °C, 90 min; (d) LDA, THF, -78 → 0 °C; **16**, 18 h; (e) LiAlH₄, 0 °C, 2 h; (f) TBSCl, Et₃N, DMAP, CH₂Cl₂, 15 h; (g) Li, NH₃, THF, -78 °C, 2 min; (h) ⁿBuLi, TMEDA, Et₂O, 20 °C; Bu₃SnCl, -78 → 20 °C, 15 h; (i) TPAP, NMO, 4 Å MS, CH₂Cl₂, 30 min; (j) LiHMDS, THF, -78 °C, 5 min; **5**, 30 min; (k) Pd₂(dba)₃, AsPh₃, NMP, 40 °C, 24 h; (l) DMP, CH₂Cl₂, 40 min.

In conclusion, the 14-membered macrocycle **3**, which represents an advanced intermediate in the synthesis of lophotoxin and related furanocembranolides, has been prepared in 8 steps from diol **10**. The late stage fragment coupling should allow the route to be adapted readily to incorporate further substituents (e.g. the isopropenyl group at C₁). Efforts to optimise the crucial Stille macrocyclisation step¹⁸ and further work towards the synthesis of lophotoxin and structural analogues are underway.

Acknowledgement: We thank the EPSRC and Zeneca Agrochemicals (CASE studentship to REB) for supporting this work; and Nicolas White for some preliminary experiments.

References and Notes

- Fenical, W.; Okuda, R. K.; Bandurraga, M. M.; Culver, P.; Jacobs, R. S. *Science* **1981**, *212*, 1512.
- (a) Sorenson, E. M.; Culver, P.; Chiappinelli, V. A. *Neuroscience* **1987**, *20*, 875. (b) Culver, P.; Burch, M.; Potenza, C.; Wasserman, L.; Fenical, W.; Taylor, P. *Molec Pharmacol.* **1985**, *28*, 436. (c) Langdon, R. B.; Jacobs, R. S. *Brain Res.* **1985**, *359*, 233. (d) Culver, P.; Fenical, W.; Taylor, P. *J. Biol. Chem.* **1984**, *259*, 3763; (e) Atchison, W. D.; Narahashi, T.; Vogel, S. M. *Br. J. Pharmac.* **1984**, *82*, 667. (f) Langdon, R. B.; Jacobs, R. S. *Life Sciences* **1983**, *22*, 1223. (g) Culver, P.; Jacobs, R. S. *Toxicol.* **1981**, *19*, 825.
- Abramson, S. N.; Trischman, J. A.; Tapiolas, D. M.; Harold, E. E.; Fenical, W.; Taylor, P. *J. Med. Chem.* **1991**, *34*, 1798.
- (a) Missakian, M. G.; Burreson, B. J.; Scheuer, P. J. *Tetrahedron* **1975**, *31*, 2513. (b) Ksebati, M. B.; Ciereszko, L. S.; Schmitz, F. J. *J. Nat. Prod.* **1984**, *47*, 1009.
- Paterson, I.; Gardner, M.; Banks, B. J. *Tetrahedron* **1989**, *45*, 5283.
- For other synthetic efforts directed towards lophotoxin, see: (a) Marshall, J. A.; DuBay, W. J. *J. Org. Chem.* **1994**, *59*, 1703. (b) Astley, M. P.; Pattenden, G. *Synthesis* **1992**, 101. (c) Kondo, A.; Ochi, T.; Iio, H.; Tokoroyama, T.; Siro, M. *Chem. Lett.* **1987**, 1491. (d) Leonard, J.; Ryan, G. *Tetrahedron Lett.* **1987**, *28*, 2525. (e) Tius, M. A.; Trehan, S. *J. Org. Chem.* **1986**, *51*, 765.
- All new compounds gave spectroscopic data in agreement with the assigned structures. Macrocycle **3** (isomers **A** and **B**) had: ¹H NMR δ (500 MHz, gCOSY, CDCl₃) 6.25 (1H, s, H₅ A), 6.24 (1H, s, H₅ B), 6.15 (1H, s, H₇ B), 6.14 (1H, s, H₇ A), 5.16 (1H, dd, *J* = 13.6, 7.6 Hz, H₁₂ A), 5.06 (1H, dd, *J* = 13.6, 8.0 Hz, H₁₂ B), 4.93 (1H, dt, *J* = 7.8, 3.1 Hz, H₁₀ B), 4.84 (1H, dt, *J* = 8.1, 3.1 Hz, H₁₀ A), 4.51 (2H, s, C₄CH₂OSi A), 4.51 (2H, s, C₄CH₂OSi B), 2.94–1.89 (20H, m, H_{9a,b}, H_{11a,b}, H_{14a,b}, H_{1a,b}, H_{2a,b} A and B), 2.17 (3H, s, C₈Me B), 2.08 (3H, s, C₈Me A), 0.91 (18H, s, SiCMe₃ A and B), 0.09 (12H, s, SiMe₂ A and B); ¹³C NMR δ (100 MHz) 205.3, 203.3, 173.9, 173.2, 150.2, 149.7, 149.6, 149.1, 137.9, 132.9, 123.8, 123.5, 120.2, 118.6, 112.4, 111.3, 79.2, 76.4, 57.1, 56.9, 48.3, 48.1, 44.3, 43.9, 43.1, 40.2, 30.8, 29.7, 28.1, 27.8, 26.8, 26.4, 25.9, 25.8, 22.6, 28.4 (2C), -5.2 (2C); HRMS (+EI) [M]⁺ found 418.2158, C₂₃H₃₄O₅Si requires 418.2175.
- Stille, J. K. *Angew. Chem., Int. Ed. Engl.* **1986**, *25*, 508.
- The stannane **13** was prepared from methyl 2-methyl-3-furan carboxylate (Aldrich) in 82% yield by the sequence: (a) LiAlH₄, Et₂O, 1 h; (b) TBSCl, DMAP, Et₃N, CH₂Cl₂, 6 h; (c) ^tBuLi, THF, -78°C; Bu₃SnCl, -78 → 20 °C, 1.5 h.
- Reaction of alkenes **6** and **7** with either dimethyldioxirane or *m*CPBA was attempted but, in each case, no epoxide could be isolated. Notably, the electron-rich furan ring is not only susceptible to oxidation itself but also destabilises any intermediate epoxide formed at the desired C₇–C₈ position. On replacement of the furan with a methoxyphenyl group, epoxidation was successful, as in the following example:



- Ley, S. V.; Norman, J.; Griffith, W. F.; Marsden, S. P. *Synthesis* **1994**, 639.
- TPAP oxidation failed and Dess-Martin, Swern and Parikh-Doering protocols all led to destannylation at a rate comparable to oxidation.
- Attempts to chromatographically separate the Stille coupling products were unsuccessful. Prolonged silica chromatography, HPLC and preparative TLC all led to decomposition and poor mass recovery.
- The Dess Martin oxidation suffered from over-oxidation at C₁₂, which was minimised by using short reaction times and recycling unreacted starting material.
- Dess, D. B.; Martin, J. C. *J. Org. Chem.* **1983**, *48*, 4156.
- Despite the strained geometry of the 14-membered ring, it appears that the diastereomers are in dynamic equilibrium at room temperature and 1:1 represents the thermodynamic ratio.
- Farina, V.; Krishnan, B. *J. Am. Chem. Soc.* **1991**, *113*, 9585.
- Recently, Smith and Ott have demonstrated a dramatic yield improvement in Stille cross-couplings on switching from tributyl to trimethyl stannanes. Smith, A. B., III.; Ott, G. R. *J. Am. Chem. Soc.* **1998**, *120*, 3935.